

Instruction Manual



ORTOLED™

Ortoled Serie K

Product identification

	ORTOLED-22-3K
	ORTOLED-23-5K
	ORTOLED-24-7K

	<p>ORTOLED-25-9K</p>
	<p>ORTOLED-26-11K</p>

Delivery contents:

- 1 x LED grow light
- 1 x power cable with rubber connector
- 1 x assembling set, consisting of
 - At least 4 x steel wires
 - At least 1 x snap-hook
- Universal instruction manual
- Wireless controller and remote controller (if order)




Depending on the size of the module, the amount of steel wires and snap-hooks may vary. (With bigger modules come more wires and hooks within the assembly-set)



Please keep the instruction manual and desist from throwing it away. It might come in handy with future troubleshooting.

1.Product structure:



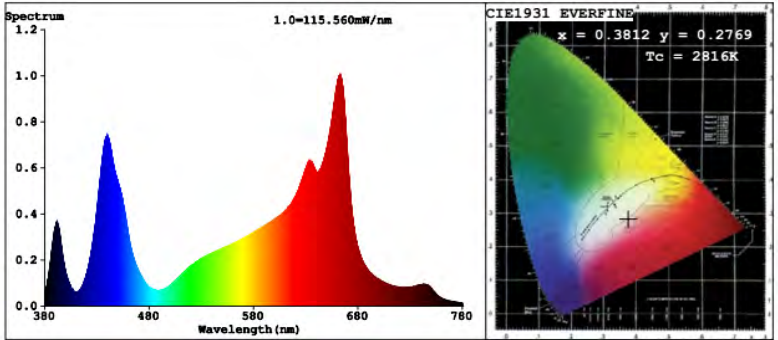
2. Product Datasheet:

2.1 Product specifications:

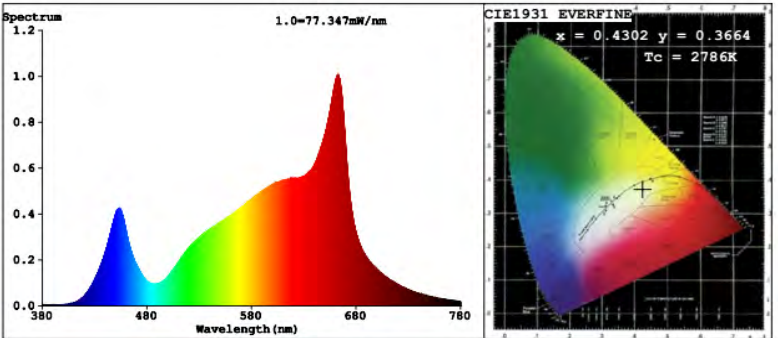
Item	3K	5K	7K	9K	11K
AC Input	AC85-265V & 50-60Hz				
LED Quantity	1*COB + 20*3W	2*COB + 40*3W	3*COB + 60*3W	4*COB + 80*3W	6*COB + 120*3W
Power Consumption	85W+/-5%	170W+/-5%	255W+/-5%	340W+/-5%	510W+/-5%
Standby Power Cons.	2W	4W	6W	8W	12W
LED Package	High CRI COB + 3W SMD3535 LEDs				
Full Spectrum	10 bands with UV & IR				
LED Channels	Growing/Veg.+/Flw.+				
Beam angle	105°(Central COB)+ 78°(Single LEDs)				
Control	Wireless Control				
Grouping Function	Supporting				
Housing Material	Full aluminum				
Housing Color	Black/Sliver/Customize				
Product Size	220*220*70mm	370*220*70mm	530*220*70mm	370*370*70mm	530*370*70mm
Package Size	351*256*106mm	510*256*106mm	661*256*106mm	501*376*106mm	661*406*106mm
Net Weight	1.68kg	2.98kg	4.3kg	5.26kg	7.24kg
Gross Weight	2.44kg	3.78kg	5.2kg	6.28kg	8.76kg
Package	4pcs/Carton	4pcs/Carton	4pcs/Carton	2pcs/Carton	2pcs/Carton
Working Temperature	<35℃				
Working Humidity	<85%				
Power Efficiency	> 85%				
Lifespan	50 000 hours				

2.2 Spectrum:

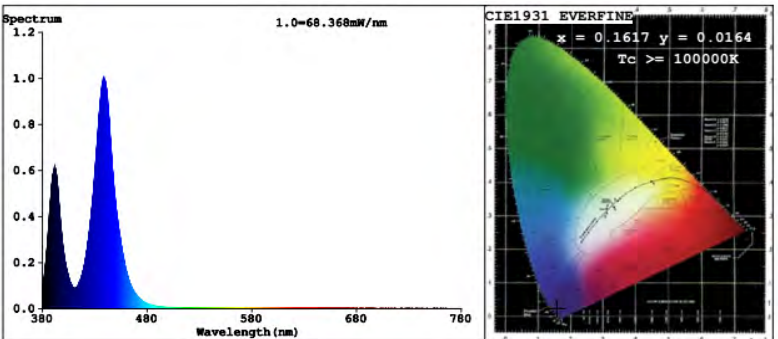
2.2.1 Spectrum when 3 CHs are 100% on:



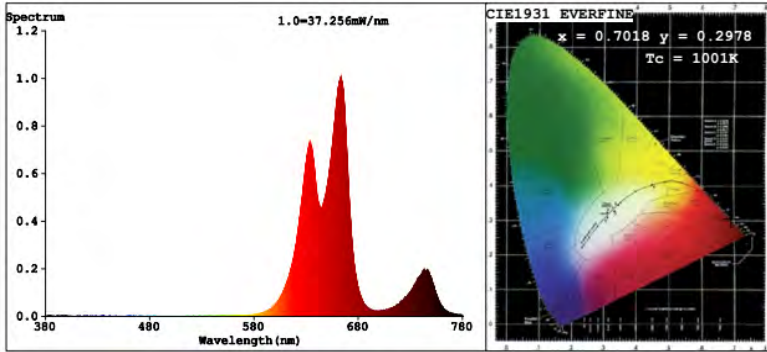
2.2.2 Spectrum of CH1:



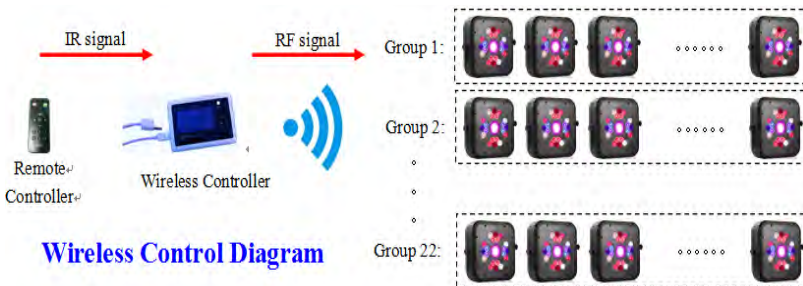
2.2.3 Spectrum of CH2:



2.2.4 Spectrum of CH3:



2.3 Control



3. Operation

3.1 Safety measures & precaution



Warning! This LED module is powered with electricity (85-265V AC)! To prevent injury, we ask you to desist from improper use!

- Never open the case of the device! Health hazards await the consumer and the warranty of the device expires.
- Never remove the electric supply abruptly! Before taking the unit off the grid, deactivate it with switch on the bottom side of driver housing box.

3.1 Safety measures & precaution

First ensure a secure and steady hanging (q.v. setup & assembly);

Deploy the LED module about 15-50cm (at least 10cm!) above the top of the plants;

Connect the LED module with a clock timer (if available – not included in the scope of delivery) and program the desired lighting cycle. Alternatively: Connect the device with the provided wires to the electric grid.

Please ensure that the LED module is being operated out of sight and reach of children and animals to protect their eyes!

3.3 Proper use

Operate the LED module only horizontally, while hanging or slightly angled (approx. about 20°).

Do not use the LED module vertically or as illumination device upside-down (direct eye contact and long exposure over time may cause permanent damage to your eyesight!).

We don't advise you to deploy the device as a room illuminant. It is exclusively designed and developed for plant breeding, cultivation and hibernation.

Keep the module clean to ensure a long lasting lifetime.

